

EAP150

Business Class, Indoor Long Range Wireless-N Access Point/WDS Bridge/WDS AP



Key Differentiators

HIGH-POWER, LONG-RANGE WI-FI

Up to 26dBm RF Tx power provides greater Wi-Fi coverage compared to mainstream competitors

WIRELESS-N 3X SPEED OVER 802.11G NETWORKS

Maximum data rate up to 150Mbps

Backward compatible with 802.11 b/g

AESTHETIC DESIGN

"Smoke Detector" Design – Unobtrusive design can be easily mounted to wall and ceiling

SSID TO VLAN MAPPING

Supports 802.1q mapping of SSIDs with up to 4 VLANs

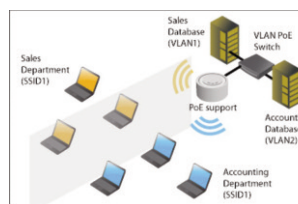
802.3AF POE COMPATIBLE

Supports Power over Ethernet (IEEE 802.3af) and allows deployment in areas where power outlets are not available

INTEGRATED ANTENNA

Internal 5dBi antenna with optimized configuration and RF performance

Ideal For:



- HOTELS & RESORTS
- CAMPUSES & CLASSROOMS
- PUBLIC HOTSPOTS
- CONFERENCE ROOMS
- MULTI-STORY HOMES
- COMMON AREAS
- WAREHOUSES
- RESTAURANTS

SSID TO VLAN MAPPING SEGMENTS USERS ON THE NETWORK



EAP150 – Technical Specifications

Specifications may change without notice.

HARDWARE SPECIFICATIONS

MCU/RF	RTL8196C + RTL8188RE
Memory	32 MB
Flash	4 MB
Physical Interface	LAN: 1 x 10/100 Fast Ethernet RJ-45 Reset Button Power Jack
LED Indicators	Power Status LAN (10/100Mbps) WLAN (Wireless connection)
Power requirement	Power Supply: 90 to 240 VDC ± 10%, 50/60 Hz (depends on different countries) Active Ethernet (Power over Ethernet, IEEE802.3af) 48 VDC/0.375A Device: 12V/1A

RF SPECIFICATIONS

Wireless standard	IEEE802.11 b/g/n																											
Frequency	2.400 ~ 2.484GHz (b/g/n)																											
Modulation Technologies	OFDM: BPSK, QPSK, 16-QAM, 64-QAM DBPSK, DQPSK, CCK																											
Operating Channels	11 channels																											
Transmit Power	<table border="1"> <tr> <th>802.11b(2.412 ~ 2.472GHz)</th> <th>802.11g(2.412 ~ 2.472GHz)</th> <th>802.11n(2.412 ~ 2.472GHz)</th> </tr> <tr> <td>26 dBm @ 1Mbps</td> <td>26 dBm @ 6Mbps</td> <td>26 dBm @ MCS0/MCS8</td> </tr> <tr> <td>26 dBm @ 2Mbps</td> <td>26 dBm @ 9Mbps</td> <td>26 dBm @ MCS1/MCS9</td> </tr> <tr> <td>26 dBm @ 5.5Mbps</td> <td>25 dBm @ 12Mbps</td> <td>25 dBm @ MCS2/MCS10</td> </tr> <tr> <td>26 dBm @ 11Mbps</td> <td>25 dBm @ 18Mbps</td> <td>25 dBm @ MCS3/MCS11</td> </tr> <tr> <td></td> <td>24 dBm @ 24Mbps</td> <td>24 dBm @ MCS4/MCS12</td> </tr> <tr> <td></td> <td>24 dBm @ 36Mbps</td> <td>24 dBm @ MCS5/MCS13</td> </tr> <tr> <td></td> <td>23 dBm @ 48Mbps</td> <td>23 dBm @ MCS6/MCS14</td> </tr> <tr> <td></td> <td>23 dBm @ 54Mbps</td> <td>23 dBm @ MCS7/MCS15</td> </tr> </table>	802.11b(2.412 ~ 2.472GHz)	802.11g(2.412 ~ 2.472GHz)	802.11n(2.412 ~ 2.472GHz)	26 dBm @ 1Mbps	26 dBm @ 6Mbps	26 dBm @ MCS0/MCS8	26 dBm @ 2Mbps	26 dBm @ 9Mbps	26 dBm @ MCS1/MCS9	26 dBm @ 5.5Mbps	25 dBm @ 12Mbps	25 dBm @ MCS2/MCS10	26 dBm @ 11Mbps	25 dBm @ 18Mbps	25 dBm @ MCS3/MCS11		24 dBm @ 24Mbps	24 dBm @ MCS4/MCS12		24 dBm @ 36Mbps	24 dBm @ MCS5/MCS13		23 dBm @ 48Mbps	23 dBm @ MCS6/MCS14		23 dBm @ 54Mbps	23 dBm @ MCS7/MCS15
802.11b(2.412 ~ 2.472GHz)	802.11g(2.412 ~ 2.472GHz)	802.11n(2.412 ~ 2.472GHz)																										
26 dBm @ 1Mbps	26 dBm @ 6Mbps	26 dBm @ MCS0/MCS8																										
26 dBm @ 2Mbps	26 dBm @ 9Mbps	26 dBm @ MCS1/MCS9																										
26 dBm @ 5.5Mbps	25 dBm @ 12Mbps	25 dBm @ MCS2/MCS10																										
26 dBm @ 11Mbps	25 dBm @ 18Mbps	25 dBm @ MCS3/MCS11																										
	24 dBm @ 24Mbps	24 dBm @ MCS4/MCS12																										
	24 dBm @ 36Mbps	24 dBm @ MCS5/MCS13																										
	23 dBm @ 48Mbps	23 dBm @ MCS6/MCS14																										
	23 dBm @ 54Mbps	23 dBm @ MCS7/MCS15																										
Receiver Sensitivity	802.11b (2.412 ~ 2.472 GHz) best ≤ -90 dBm 802.11g (2.412 ~ 2.472 GHz) best ≤ -88 dBm 802.11n (2.412 ~ 2.472 GHz) best ≤ -85 dBm																											
Antenna	Embedded omnidirectional antenna (Diversity support) Antenna Gain = 5 dBi																											

SOFTWARE SPECIFICATIONS

Topology	Infrastructure/Ad-Hoc
Operation Mode	Access Point/WDS Bridge/WDS AP
Multiple BSSID	Supports up to 4 BSSIDs
LAN	IP (check validity and DHCP server IP range) MAC
DHCP Server	DHCP range, lease time, client list
VLANs	Supports 802.1q (up to 4 VLANs SSID to VLAN mapping)
Spanning Tree	Supports 802.1d Spanning Tree Protocol
Wireless	Wireless mode: 11b/11g/11n Channel selection (setting varies by country) Channel bandwidth (Auto, 20MHz, 40MHz) Transmission rate: 11n only, 11b/g/n mix, 11b only, 11b/g, 11g only
VPN	VPN pass-through (PPTP, L2TP, IPSEC)
QoS	WMM
WPS	Software only
Security	WEP Encryption - 64/128 bit WPA Personal (WPA-PSK using TKIP or AES) WPA Enterprise (WPA-EAP using TKIP) 802.1x Authenticator SSID broadcast enable/disable MAC Address Filter(AP mode) WLAN L2 isolation(AP mode) Wireless STA (Client) connected list (Idle/Connection Time, Pkt statistics)

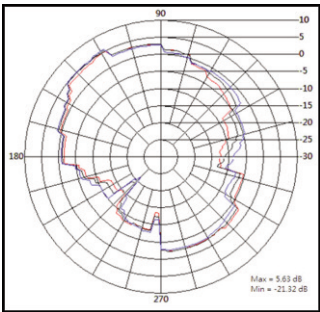
MANAGEMENT

Tx Power Control	Adjust transmit power by dBm
Configuration	Web-based configuration (HTTP)/Telnet
Telnet Server	Supports up to 4 BSSIDs
LAN	CLI
Firmware Upgrade	Upgrade firmware via web browser
Administrator Setting	Administrator Username & Password change
Reset Setting	Reboot (press 1 second). Reset to Factory Default (press 10 second)
System Monitoring	Status Statistic and Event log
SNMP	V1 , V2c
MIB	MIB 1 , MIB II(RFC1213) and Private MIB
Traffic Measurement	Per interface
Auto-channel Selection	Automatically selecting least congested channel
Bandwidth Measurement	IP range and bandwidth management
Backup & Restore	Save & restore settings through Web interface
Diagnosis	IP pinging statistics

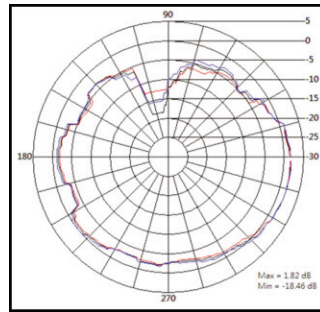
ENVIRONMENT & PHYSICAL

Temperature Range	Operating: 0 to 50° C (32° to 122° F) Storage: -20 to 60° C (-4° to 140° F)
Humidity (non-condensing)	Operating: 90% or less Storage: 90% of less
Dimensions	Diameter: 4.73" (120mm) Height: 1.97" (50mm)
Weight	0.62 lb. (280g)
Certifications	FCC, CE, IC


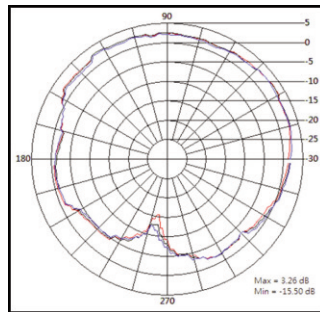
Internal Antenna Pattern – XY-Plane
2400 MHz-I 2450 MHz-I 2500 MHz-I



Internal Antenna Pattern – XZ-Plane
2400 MHz-I 2450 MHz-I 2500 MHz-I



Internal Antenna Pattern – YZ-Plane
2400 MHz-I 2450 MHz-I 2500 MHz-I



RJ-45 port with (802.3af PoE)
DC Power-In

EnGenius Technologies 1580 Scenic Avenue • Costa Mesa, CA 92626, USA
888.735.7888

