


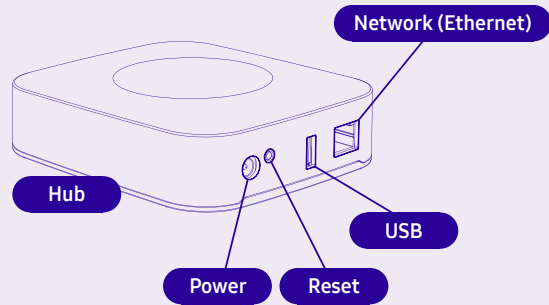
Welcome to your
Hub



Setup

1. Connect the SmartThings Hub to the wall power using the supplied power cable.

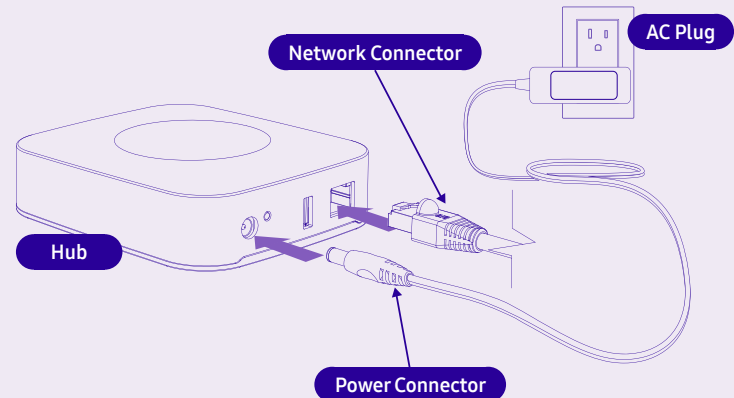
Tip: The SmartThings Hub works best when placed in a central location in your home. It should not be placed on top of or immediately next to other wireless devices.



2. Download the free SmartThings app for Android or iOS, and create an account for your home.
3. Follow the on-screen instructions in the SmartThings app to connect the Hub to your Wi-Fi network and complete setup.

Tip: You can also connect the SmartThings Hub to your Wi-Fi router using the supplied Ethernet cable.

If you have any difficulty setting up your SmartThings Hub, please visit [Support.SmartThings.com](https://support.smartthings.com) for assistance.



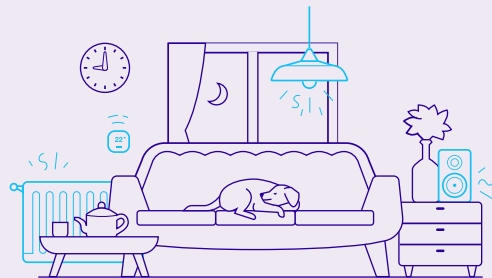
Using your Hub

Suggestions

There are many ways that you can use a SmartThings Hub as the brain of your smart home:

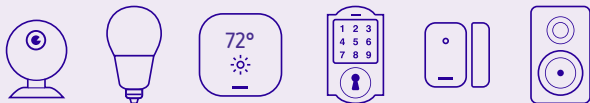
- Monitor, control, and help secure your home.
- Automate your lights, control your home's temperature, and help save money.
- Teach your home a few new tricks and make life a little bit easier.

Visit SmartThings.com/Welcome for more ideas, tips, and special offers.



Works with SmartThings

SmartThings works with a wide range of connected devices, including lights, cameras, locks, thermostats, sensors, and more.



Look for the **Works with SmartThings** label next time you're buying a connected device for your home, or visit [SmartThings.com](https://www.smartthings.com) to see the full list of compatible devices.





Safety Instructions

- Read, keep, and follow these instructions. Heed all warnings.
- The SmartThings Water Leak Sensor is water-resistant but not water-proof; avoid submerging it in water or liquid to keep interior dry and to protect batteries. All other SmartThings products should not be used near water or exposed to dripping or splashing of any water or liquid.
- Clean only with a dry cloth.
- Do not install near any heat sources such as radiators, heat registers, stoves, or other apparatus (including amplifiers) that produce heat.
- Only use attachments and accessories specified by the Manufacturer.
- Read our Product Usage Guidelines at: www.SmartThings.com/Guidelines.

Safety Instructions: Hub

The power adapter acts as the mains disconnect device so ensure that the Hub is installed near to an easily accessible mains socket.

Disconnect the network cable and power adapter or any other connected peripherals if any of the following conditions exist:

- The power cable or connector is damaged or frayed.
- You want to clean the Hub (see Important Safety Instructions).

- The Hub or attached cables are exposed to rain, water/fluids, or excessive moisture.
- The Hub or its power adapter is damaged or has been dropped and you suspect it needs to be serviced.

Avoid installing the SmartThings Hub inside or near to large metal objects, or near to sources of radio interference.



WARNING: No user-serviceable parts inside. Refer all servicing to qualified service personnel.
 IMPORTANT CONSUMER INFORMATION: Please read before activating or using the device.
 WARNING: This product contains chemicals known to the State of California to cause cancer and reproductive toxicity. For more information, please call 1-800-SAMSUNG (726-7864).



CAUTION: RISK OF EXPLOSION IF BATTERY IS REPLACED BY AN INCORRECT TYPE. DISPOSE OF USED BATTERIES ACCORDING TO THE INSTRUCTIONS.

Disclaimer

Some content and services accessible through this device belong to third parties and are protected by copyright, patent, trademark and/or other intellectual property laws. Such content and services are provided solely for your personal non-commercial use.

You may not use any content or services in a manner that has not been authorised by the content owner or service provider. Without limiting the foregoing, unless expressly authorised by the applicable content owner or service provider, you may not modify, copy, republish, upload, post,

transmit, translate, sell, create derivative works, exploit, or distribute in any manner or medium any content or services displayed through this device.

US Certifications

Certified under FCC Part 15.



Tested to Comply With FCC Standards FOR HOME OR OFFICE USE



Multipurpose Sensor

Manufacturer Model : STS-MLT-250
 FCC ID : 2AF4S-STSM-LT-250
 IC : 20753-STSM-LT250

Motion Sensor

Manufacturer Model : STS-IRM-250
 FCC ID : 2AF4S-STSM-IRM-250
 IC : 20753-STSM-IRM250

Arrival Sensor

Manufacturer Model : STS-PRS-250
 FCC ID : 2AF4S-STSM-PRS-250
 IC : 20753-STSM-PRS250

Water Leak Sensor

Manufacturer Model : STS-WTR-250
 FCC ID : 2AF4S-STSM-WTR-250
 IC : 20753-STSM-WTR250

Outlet

Manufacturer Model : STS-OUT-US-2
 FCC ID : 2AF4S-STSM-OUT-US-2
 IC : 20753-STSM-OUTUS2



Hub

Manufacturer Model: STH-ETH-300
 FCC ID: 24FAS-STH-ETH-300
 IC ID: 20753-STHETH300

Contains FCC ID : D87-ZM5304-U
 Contains IC : 11263A-ZM5304-U

FCC Statement

This device complies with Part 15 of the FCC rules. Operation is subject to the following conditions: (1) This device may not cause harmful interference, and (2) This device must accept any interference received, including interference that may cause undesired operation.

FCC Caution

Any changes or modifications not expressly approved by the party responsible for compliance could void the user's authority to operate this equipment.

Important Note: FCC Radiation Exposure Statement

This equipment complies with FCC radiation exposure limits set forth for an uncontrolled environment. This equipment should be installed and operated with minimum distance 20cm between the radiator & your body.

Canada Statement

This device complies with RSS-247 of the Industry Canada Rules. Operation is subject to the following two conditions: (1) This device may not cause harmful interference, and (2) this device must accept any interference received, including interference that may cause undesired operation.

Ce dispositif est conforme à la norme CNR-247 d'Industrie Canada

applicable aux appareils radio exempts de licence. Son fonctionnement est sujet aux deux conditions suivantes: (1) le dispositif ne doit pas produire de brouillage préjudiciable, et (2) ce dispositif doit accepter tout brouillage reçu, y compris un brouillage susceptible de provoquer un fonctionnement indésirable.

Important Note for mobile device use Radiation Exposure Statement:

This equipment complies with IC radiation exposure limits set forth for an uncontrolled environment. This equipment should be installed and operated with minimum distance 20cm between the radiator & your body.

Note Importante pour l'utilisation de dispositifs mobiles

Déclaration d'exposition aux radiations: Cet équipement est conforme aux limites d'exposition aux rayonnements IC établies pour un environnement non contrôlé. Cet équipement doit être installé et utilisé avec un minimum de 20 cm de distance entre la source de rayonnement et votre corps.



Information to the User

Changes or modifications not expressly approved by SmartThings, Inc. could void your authority to operate the equipment.

This equipment has been tested and found to comply with the limits for a Class B digital device, pursuant to Part 15 of the FCC Rules. These limits are designed to provide reasonable protection against harmful interference in a residential installation.

This equipment generates and can radiate radio frequency energy and, if not installed and used in accordance with the instructions, may cause harmful interference to radio communications. However, there is no guarantee that interference will not occur in a particular installation. If this equipment does cause harmful interference to radio or television reception, which can be determined by turning the equipment off and on, the user is encouraged to try to correct the interference by one or more of the following measures:

- Reorient or relocate the receiving antenna.
- Increase the separation between equipment and the receiver
- Connect the equipment to an outlet on a circuit different from that to which the receiver is connected.
- Consult the dealer or an experienced radio/TV technician for help.

Correct disposal of batteries in this product



(Waste Electrical & Electronic Equipment)
(Applicable in countries with separate collection systems)

This marking on the product, accessories or literature indicates that the product, its electronic accessories (e.g. charger, headset, USB cable), and batteries should not be disposed of with other household waste.

To prevent possible harm to the environment or human health from uncontrolled waste disposal, please separate these items from other types of waste and recycle them responsibly to promote the sustainable reuse of material resources.

Where marked, the chemical symbols Hg, Cd or Pb indicate that the battery contains mercury, cadmium or lead above the reference levels in EC Directive 2006/66. If batteries are not properly disposed of, these substances can cause harm to human health or the environment.

Household users should contact either the retailer where they purchased this product, or their local government office, for details of where and how they can take these items for environmentally safe recycling.

Business users should contact their supplier and check the terms and conditions of the purchase contract. This product and its electronic accessories should not be mixed with other commercial wastes for disposal.

One (1) Year Limited Warranty

SmartThings, Inc. warrants this product (the “Product”) against defects in materials and/or workmanship under normal use for a period of ONE (1) YEAR from the date of purchase by the original purchaser (“Warranty Period”). If a defect arises and a valid claim is received within the Warranty Period, then as your sole remedy (and SmartThings’ sole liability), SmartThings will at its option either 1) repair the defect at no charge, using new or refurbished replacement parts, or 2) replace the Product with a new product that is functionally equivalent to the original, in each case within 30 days following receipt of the returned Product. A replacement product or part, assumes the remaining warranty of the original Product. When a Product or part is exchanged, any replacement item becomes your property and the replaced Product or part becomes SmartThings’ property.

Obtaining Service: To obtain warranty service, visit Support.SmartThings.com to speak with a service agent or open a service request. Please be prepared to describe the Product that needs service and the nature of the problem. A purchase receipt is required. The Product must be insured, and shipped freight prepaid and securely packaged. You must contact support for a Return Material Authorization Number (“RMA Number”) before shipping any Product, and include the RMA Number, a copy of your purchase receipt and a description of the problem you are experiencing with the Product. Any claim under this Limited Warranty must be submitted to SmartThings before the end of the Warranty Period. Exclusions: This warranty does not apply to: a) damage caused by failure to follow instructions relating to the Product’s use or the installation of

components; b) damage caused by accident, abuse, misuse, transport, neglect, fire, floods, earthquake or other external causes; c) damage caused by service performed by anyone who is not an authorized representative of SmartThings; d) accessories used in conjunction with a covered Product; e) a Product or part that has been modified to alter functionality or capability; f) items intended to be periodically replaced by the purchaser during the normal life of the Product, including, without limitation, batteries, bulbs or cables; g) a Product that is used commercially or for a commercial purpose, in each case as determined by SmartThings.

EXCEPT FOR BODILY INJURY, SMARTTHINGS SHALL NOT BE LIABLE FOR (I) ANY LOST PROFITS, COST OF PROCUREMENT OF SUBSTITUTE PRODUCTS, OR ANY INCIDENTAL OR CONSEQUENTIAL DAMAGES, OR (II) ANY AMOUNTS IN EXCESS OF THE PURCHASE PRICE FOR THE PRODUCT, IN EACH CASE WHETHER RESULTING FROM THE USE OF OR INABILITY TO USE THIS PRODUCT, OR ARISING OUT OF ANY BREACH OF THIS WARRANTY, EVEN IF COMPANY HAS BEEN ADVISED OF THE POSSIBILITY OF SUCH DAMAGES. SOME STATES DO NOT ALLOW THE EXCLUSION OR LIMITATION OF INCIDENTAL OR CONSEQUENTIAL DAMAGES, SO THE ABOVE LIMITATION AND EXCLUSIONS MAY NOT APPLY TO YOU.

TO THE EXTENT PERMITTED BY APPLICABLE LAW, SMARTTHINGS DISCLAIMS ANY AND ALL STATUTORY OR IMPLIED WARRANTIES, INCLUDING WITHOUT LIMITATION, WARRANTIES OF MERCHANTABILITY, FITNESS FOR A PARTICULAR PURPOSE AND WARRANTIES AGAINST HIDDEN OR LATENT DEFECTS. IF SMARTTHINGS

CANNOT LAWFULLY DISCLAIM STATUTORY OR IMPLIED WARRANTIES, THEN TO THE EXTENT PERMITTED BY LAW, ALL SUCH WARRANTIES SHALL BE LIMITED IN DURATION TO THE WARRANTY PERIOD. SOME STATES DO NOT ALLOW LIMITATIONS ON HOW LONG AN IMPLIED WARRANTY LASTS, SO THE ABOVE LIMITATIONS MAY NOT APPLY TO YOU.

This warranty gives you specific legal rights and you may also have other rights, which vary from state to state. To exercise your rights under this warranty, please follow the instructions above under the heading “Obtaining Service”, or contact SmartThings at SmartThings, Inc., 665 Clyde Ave, Mountain View, CA 94043, USA.

Samsung is a registered trademark of Samsung Electronics Co., Ltd. Android is a trademark of Google Inc. Other marks are the property of their respective owners. Device purchase subject to additional SmartThings terms and conditions.

Samsung SmartThings Use of Free and Open-Source Software

This document contains licensing information relating to the use of free and open-source software (FOSS) with or within the Samsung SmartThings Hub software. Any terms, conditions, or restrictions on FOSS included within the Samsung SmartThings Hub software that are not included within the original FOSS licenses are offered and imposed by Samsung SmartThings alone. The authors, licensors, and distributors of the FOSS disclaim all express or implied conditions, representations, and warranties relating to the FOSS and any liability arising from use and

distribution of the FOSS. A document containing the complete and current list of FOSS packages used in Samsung SmartThings Hub software and mobile applications can be found here: www.SmartThings.com/FOSS

The document at the URL above identifies the FOSS packages used in the Samsung SmartThings Hub software, the FOSS licenses that Samsung SmartThings believes govern those FOSS packages, and copyright and license notices associated with Samsung SmartThings’s use of the FOSS. While Samsung SmartThings has sought to provide complete and accurate licensing information for each FOSS package, Samsung SmartThings does not represent or warrant that the licensing information provided herein is correct or error-free. Recipients of the product have the option to investigate the identified FOSS packages to confirm the accuracy of the licensing information provided herein. Recipients are also encouraged to notify Samsung SmartThings of any inaccurate information or errors found in these notices.

Certain FOSS licenses, such as the GNU General Public License, GNU Lesser (or Library) General Public License, and Mozilla Public License, require Samsung SmartThings to make available to recipients the source code corresponding to FOSS binaries distributed under those licenses. Users who would like to download source code used by Samsung SmartThings under those licenses can do so by logging in with their Samsung SmartThings account at SmartThings.com. Users with questions or concerns regarding Samsung SmartThings use of Free or Open-Source Software can contact us via email at: Support@SmartThings.com.

Deleting a Location (Home, Office, etc) in the SmartThings app will cause all Z-Wave devices to be disconnected from the SmartThings Hub, requiring them to be excluded and re-included. Visit Support.SmartThings.com for more information.