

**FiberStation™**  
Fiber Optic Network CPE  
Model: EF-CPE

**EdgeMAX™**

**QUICK START GUIDE**

## Introduction

Thank you for purchasing the Ubiquiti Networks™ FiberStation™ Fiber Optic Network CPE. This Quick Start Guide is designed to guide you through the installation, and show you how to access the FiberStation Configuration Interface. This Quick Start Guide also includes the warranty terms and is for use with the FiberStation, model EF-CPE.

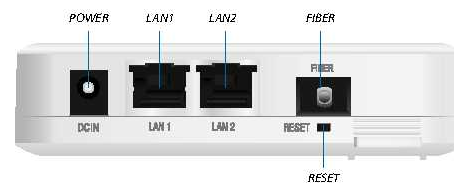
## Package Contents



Products may be different from pictures and are subject to change without notice.

**TERMS OF USE:** All Ethernet cabling runs must use CAT5 (or above). It is the customer's responsibility to follow local country regulations, including operation within legal frequency channels, output power, indoor cabling requirements, and Dynamic Frequency Selection (DFS) requirements.

## Hardware Overview



**DCIN** The Power Adapter is connected here.

**LAN1** 10/100 Mbps Ethernet port.

**LAN2** 10/100 Mbps Ethernet port.

**FIBER** Fiber optic cable is connected here.

**RESET** Resets the FiberStation to factory defaults. To reset the FiberStation, press and hold the Reset button for more than ten seconds while the FiberStation is powered on.

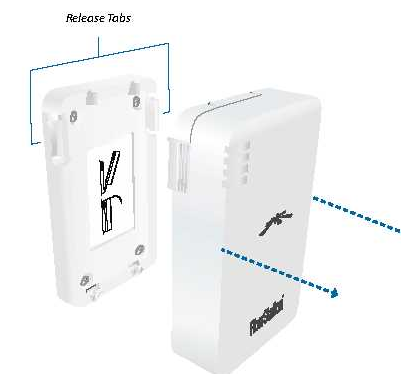


## LEDs

- Power** The Power LED will light blue when the device is connected to a power source.
- WAN** The WAN LED will light steady green when an active fiber connection is made and flash when there is activity. It will flash amber when there is no fiber signal.
- LAN 2** The LAN 2 LED will light steady green when an active Ethernet connection is made to the LAN2 port and flash when there is activity.
- LAN 1** The LAN 1 LED will light steady green when an active Ethernet connection is made to the LAN1 port and flash when there is activity.

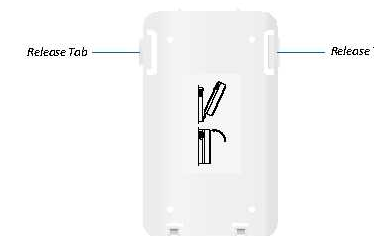
## Hardware Installation

Remove the Wall-Mount Bracket from the FiberStation by pressing the Release Tabs.




## Wall-Mount (Optional)

1. Position the Wall-Mount Bracket with the Release Tabs on top.



2. To secure the Wall-Mount Bracket to the wall:
- a. Use a pencil to mark the holes in the wall.
  - b. Use a 6 mm drill bit to drill the holes in the wall.
  - c. Insert the four Anchors into the wall.
  - d. Insert the Screws into the anchors.



3. Angle the FiberStation so that the notches on the bottom of the Wall-Mount Bracket are inserted into the FiberStation. Then press the FiberStation into the Release Tabs and snap it into place.



## Connecting Fiber

1. Remove the protective plug from the FIBER port.



2. Remove the protective cap from the fiber cabling.




**WARNING:** Do not look into the ends of the fiber optic cable or components.

3. Connect the fiber optic cable to the FIBER port.




## Connecting Ethernet

1. Connect an Ethernet cable from your LAN to the Ethernet port on the FiberStation labeled LAN1.




2. (Optional) Connect an Ethernet cable from your secondary LAN to the port labeled LAN2 on the FiberStation.



## Connecting Power

Connect the power connector of the Power Adapter to the DCIN port of the FiberStation and connect the other end to a power outlet.



## Connecting via Wi-Fi

To configure the FiberStation for Wi-Fi, perform the following steps:

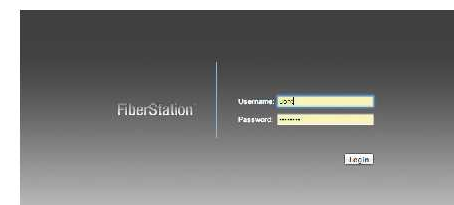
1. Connect to the wireless network (SSID) named **www.ubnt.com**.
2. Launch your web browser and type **https://192.168.1.1** in the address field. Press **enter** (PC) or **return** (Mac).



**Note:** Your computer needs to be on the 192.168.1.x subnet. If you have DHCP enabled on your wireless adapter, it should receive an address automatically. If not, you will need to set a static IP address in the 192.168.1.2 - 192.168.1.254 range.

3. The login screen will appear. Enter **ubnt** in the Username and Password fields.

Upon initial login, you must select your Country and Language, and then agree to the Terms of Use to use the product. Click **Login** and the FiberStation Setup Wizard will appear.



4. Change the default FiberStation administrator password. Enter a new password in the New Password and Verify Password fields and click **Next**.



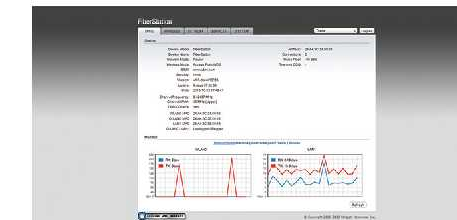
5. Enter a name for your wireless network (SSID) and a password (passphrase) for your wireless network. Click **Next**.



6. Verify your settings and click **Finish**, or click **Previous** to change the settings.



The FiberStation Configuration Interface will launch when the wizard has been completed.



There are five tabs that allow you to monitor and configure your FiberStation.

Connect wireless clients as described under the appropriate operating system heading:

## Windows

- Go to **Connect to Network**.
  - Windows 8** Click the *Network* icon.
  - Windows 7** Right-click the *Network* icon.
  - Windows Vista** Go to **Start** > **Connect To**.
  - Windows XP** Right-click the *Wireless Network* icon in the *System Tray* (lower right corner of the screen). Click **View Available Wireless Networks**.
- Select the wireless network (SSID) that you defined in the *FiberStation Setup Wizard* and then click **Connect**.

## Mac

- Click the *AirPort* icon in the menu bar (top right side of the screen).
- Select the wireless network (SSID) that you defined in the *FiberStation Setup Wizard*. Once connected, the *AirPort* icon will change from gray to solid black.

## Specifications

FiberStation	
Dimensions	65 x 27 x 108 mm
Weight	100 g
Networking Interface	(2) 10/100 Ethernet Ports, (1) SC/UPC: 100base-FX 1310nm TX
Enclosure	Die Cast Aluminum and UV Resistant Polycarbonate
Processor	MIPS 24K
Memory	DDR2 64 MB
Frequency	2.412 - 2.484 GHz
Max. Power Consumption	5 W
Power Supply	5V/2A
Power Method	External AC/DC Power Adapter
ESD/EMP Protection	Air ±8 KV, Contact ± 4 KV
Shock and Vibration	ETS1300 019-1.4
Certifications	FCC, IC, CE
Mounting	Wall Mount (Kit Included)
Operating Temperature	0 to 45° C
Operating Humidity	10 to 90% Non-Condensing
Modes	AP, Station, AP-Repeater
IEEE 802.11 Mode	802.11 b/g/n
Services	Ping Watchdog, SNMP Agent, Web Serve, SSH Services, Telnet, NTP, Dynamic DNS, Syslog, Device Discovery
Utilities	Site Survey, Discovery, Ping, Traceroute
Distance Adjustment	No
Power Adjustment	Yes
Network Modes	SOHO-Router, Bridge, Router, Simple and Advanced Configuration Mode
Security	WPA-AES, WPA2-AES, MAC ACL
Statcal Reporting	Yes
airMAX Support	No

## Safety Notices

- Read, follow, and keep these instructions.
- Heed all warnings.
- Only use attachments/accessories specified by the manufacturer.

**WARNING:** Do not use this product in location that can be submerged by water.

**WARNING:** Avoid using this product during an electrical storm. There may be a remote risk of electric shock from lightning.

## Electrical Safety Information

- Compliance is required with respect to voltage, frequency, and current requirements indicated on the manufacturer's label. Connection to a different power source than those specified may result in improper operation, damage to the equipment or pose a fire hazard if the limitations are not followed.
- There are no operator serviceable parts inside this equipment. Service should be provided only by a qualified service technician.
- This equipment is provided with a detachable power cord which has an integral safety ground wire intended for connection to a grounded safety outlet.
  - Do not substitute the power cord with one that is not the provided approved type. Never use an adapter plug to connect to a 2-wire outlet as this will defeat the continuity of the grounding wire.
  - The equipment requires the use of the ground wire as a part of the safety certification, modification or misuse can provide a shock hazard that can result in serious injury or death.
  - Contact a qualified electrician or the manufacturer if there are questions about the installation prior to connecting the equipment.
  - Protective earthing is provided by Listed AC adapter. Building installation shall provide appropriate short-circuit backup protection.
  - Protective bonding must be installed in accordance with local national wiring rules and regulations.

## Limited Warranty

UBIQUITI NETWORKS, Inc ("UBIQUITI NETWORKS") warrants that the product(s) furnished hereunder (the "Product(s)") shall be free from defects in material and workmanship for a period of one (1) year from the date of shipment by UBIQUITI NETWORKS under normal use and operation. UBIQUITI NETWORKS' sole and exclusive obligation and liability under the foregoing warranty shall be for UBIQUITI NETWORKS, at its discretion, to repair or replace any Product that fails to conform to the above warranty during the above warranty period. The expense of removal and reinstallation of any Product is not included in this warranty. The warranty period of any repaired or replaced Product shall not extend beyond its original term.

## Warranty Conditions

The above warranty does not apply if the Product:

- has been modified and/or altered, or an addition made thereto, except by Ubiquiti Networks, or Ubiquiti Networks' authorized representatives, or as approved by Ubiquiti Networks in writing;
- has been painted, rebranded or physically modified in any way;
- has been damaged due to errors or defects in cabling;
- has been subjected to misuse, abuse, negligence, abnormal physical, electromagnetic or electrical stress, including lightning strikes, or accident;
- has been damaged or impaired as a result of using third party firmware; or
- has no original Ubiquiti MAC label, or is missing any other original Ubiquiti label(s).
- has not been received by Ubiquiti within 30 days of issuance of the RMA.

In addition, the above warranty shall apply only if: the product has been properly installed and used at all times in accordance, and in all material respects, with the applicable Product documentation; all Ethernet cabling runs use CAT5 (or above), and for outdoor installations, shielded Ethernet cabling is used, and for indoor installations, indoor cabling requirements are followed.

## Returns

No Products will be accepted for replacement or repair without obtaining a Return Materials Authorization (RMA) number from UBIQUITI NETWORKS during the warranty period, and the Products being received at UBIQUITI NETWORKS' facility freight prepaid in accordance with the RMA process of UBIQUITI NETWORKS. Products returned without an RMA number will not be processed and will be returned freight collect or subject to disposal. Information on the RMA process and obtaining an RMA number can be found at: [www.ubnt.com/support/warranty](http://www.ubnt.com/support/warranty).

## Declaration of Conformity

Česky (Czech)	UBIQUITI NETWORKS tímto prohlašuje, e tento UBIQUITI NETWORKS device, je ve shodě se základními požadavky a dalšími podmínkami uvedenými v směrnici 1999/5/ES.
Dansk (Danish)	Undertegnede UBIQUITI NETWORKS erklærer herved, at følgende udstyr UBIQUITI NETWORKS device, overholder de væsentlige krav og øvrige relevante krav i direktiv 1999/5/EF.
Nederlands (Dutch)	Hierbij verklaart UBIQUITI NETWORKS dat het toestel UBIQUITI NETWORKS device, in overeenstemming is met de essentiële eisen en de andere relevante bepalingen van richtlijn 1999/5/EG. Bij deze verklaart UBIQUITI NETWORKS dat deze UBIQUITI NETWORKS device, voldoet aan de essentiële eisen en aan de overige relevante bepalingen van Richtlijn 1999/5/EC.
English	Hereby, UBIQUITI NETWORKS, declares that this UBIQUITI NETWORKS device, is in compliance with the essential requirements and other relevant provisions of Directive 1999/5/EC.
Eesti (Estonian)	Käesolevaga kinnitab UBIQUITI NETWORKS seadme UBIQUITI NETWORKS device, vastavust direktiivi 1999/5/EÜ põhinõuetele ja nimetatud direktiivist tulenevatele teistele asjaolustele sõlletele.
Suomi (Finnish)	UBIQUITI NETWORKS vakuuttaa täten että UBIQUITI NETWORKS device, tyypinensä osalta on direktiivin 1999/5/EY oleellisten vaatimusten ja sitä koskevien direktiivin muiden ehtojen mukainen.
Français (French)	Par la présente UBIQUITI NETWORKS déclare que l'appareil UBIQUITI NETWORKS, device est conforme aux exigences essentielles et aux autres dispositions pertinentes de la directive 1999/5/CE.
Deutsch (German)	Hiermit erkläre UBIQUITI NETWORKS, dass sich diese UBIQUITI NETWORKS device, in Übereinstimmung mit den grundlegenden Anforderungen und den anderen relevanten Vorschriften der Richtlinie 1999/5/EG befindet. (BMW)
Ελληνική (Greek)	ΜΕΤΗΝ ΠΑΡΟΥΣΙΑ UBIQUITI NETWORKS ΔΗΛΩΝΩ ΟΤΙ UBIQUITI NETWORKS device, ΤΥΠΟΜΟΝΟΜΕΤΑΙ ΠΡΟΣ ΤΙΣ ΟΥΣΙΩΔΕΙΣ ΑΠΑΙΤΗΣΕΙΣ ΚΑΙ ΤΙΣ ΛΟΙΠΕΣ ΣΧΕΤΙΚΕΣ ΔΙΑΤΑΞΕΙΣ ΤΗΣ ΟΔΗΓΙΑΣ 1995/5/ΕΚ.
Magyar (Hungarian)	Alulírott, UBIQUITI NETWORKS nyilatkozom, hogy a UBIQUITI NETWORKS device, megfelelő a vonatkozó alapvető követelményeknek és az 1999/5/EC irányelv egyéb előírásainak.
Íslenska (Icelandic)	Hér með lýsi UBIQUITI NETWORKS yfir við á UBIQUITI NETWORKS device, er í samræmi við grunnkröfur og árar kröfur, sem gerar eru í tilskipun 1999/5/EC.

## Disclaimer

EXCEPT FOR ANY EXPRESS WARRANTIES PROVIDED HEREIN, UBIQUITI NETWORKS, ITS AFFILIATES, AND ITS AND THEIR THIRD PARTY DATA, SERVICE, SOFTWARE AND HARDWARE PROVIDERS HEREBY DISCLAIM AND MAKE NO OTHER REPRESENTATION OR WARRANTY OF ANY KIND, EXPRESS, IMPLIED OR STATUTORY, INCLUDING, BUT NOT LIMITED TO, REPRESENTATIONS, GUARANTEES, OR WARRANTIES OF MERCHANTABILITY, ACCURACY, QUALITY OF SERVICE OR RESULTS, AVAILABILITY, SATISFACTORY QUALITY, LACK OF VIRUSES, QUIET ENJOYMENT, FITNESS FOR A PARTICULAR PURPOSE AND NON-INFRINGEMENT AND ANY WARRANTIES ARISING FROM ANY COURSE OF DEALING, USAGE OR TRADE PRACTICE IN CONNECTION WITH SUCH PRODUCTS AND SERVICES. BUYER ACKNOWLEDGES THAT NETHER UBIQUITI NETWORKS NOR ITS THIRD PARTY PROVIDERS CONTROL BUYER'S EQUIPMENT OR THE TRANSFER OF DATA OVER COMMUNICATIONS FACILITIES, INCLUDING THE INTERNET, AND THAT THE PRODUCTS AND SERVICES MAY BE SUBJECT TO LIMITATIONS, INTERRUPTIONS, DELAYS, CANCELLATIONS AND OTHER PROBLEMS INHERENT IN THE USE OF COMMUNICATIONS FACILITIES. UBIQUITI NETWORKS, ITS AFFILIATES AND ITS AND THEIR THIRD PARTY PROVIDERS ARE NOT RESPONSIBLE FOR ANY INTERRUPTIONS, DELAYS, CANCELLATIONS, DELIVERY FAILURES, DATA LOSS, CONTENT CORRUPTION, PACKET LOSS, OR OTHER DAMAGE RESULTING FROM ANY OF THE FOREGOING. In addition, UBIQUITI NETWORKS does not warrant that the operation of the Products will be error-free or that operation will be uninterrupted. In no event shall UBIQUITI NETWORKS be responsible for damages or claims of any nature or description relating to system performance, including coverage, buyer's selection of products (including the Products) for buyer's application and/or failure of products (including the Products) to meet government or regulatory requirements.

## Limitation of Liability

EXCEPT TO THE EXTENT PROHIBITED BY LOCAL LAW, IN NO EVENT WILL UBIQUITI OR ITS SUBSIDIARIES, AFFILIATES OR SUPPLIERS BE LIABLE FOR DIRECT, SPECIAL, INCIDENTAL, CONSEQUENTIAL OR OTHER DAMAGES (INCLUDING LOST PROFIT, LOST DATA, OR DOWNTIME COSTS), ARISING OUT OF THE USE, INABILITY TO USE, OR THE RESULTS OF USE OF THE PRODUCT, WHETHER BASED IN WARRANTY, CONTRACT, TORT OR OTHER LEGAL THEORY, AND WHETHER OR NOT ADVISED OF THE POSSIBILITY OF SUCH DAMAGES.

## Industry Canada

This Class A digital apparatus complies with Canadian ICES-003.

To reduce potential radio interference to other users, the antenna type and its gain should be so chosen that the equivalent isotropically radiated power (e.i.r.p.) is not more than that permitted for successful communication.

This device complies with Industry Canada licence-exempt RSS standard(s). Operation is subject to the following two conditions:

- This device may not cause interference, and
- This device must accept any interference, including interference that may cause undesired operation of the device.

Cet appareil numérique de la classe A est conforme à la norme NMB-003 Canada.

Pour réduire le risque d'interférence aux autres utilisateurs, le type d'antenne et son gain doivent être choisis de façon que la puissance isotrope rayonnée équivalente (PIRE) ne dépasse pas ce qui est nécessaire pour une communication réussie.

Cet appareil est conforme à la norme RSS Industrie Canada exempts de licence normale(s). Son fonctionnement est soumis aux deux conditions suivantes:

- Cet appareil ne peut pas provoquer d'interférences et
- Cet appareil doit accepter toute interférence, y compris les interférences qui peuvent causer un mauvais fonctionnement du dispositif.

## RF Exposure Warning

The antennas used for this transmitter must be installed to provide a separation distance of at least 20 cm from all persons and must not be located or operating in conjunction with any other antenna or transmitter.

Les antennes utilisées pour ce transmetteur doivent être installés en considérant une distance de séparation de toute personnes d'au moins 20cm et ne doivent pas être localisé ou utilisé en conflit avec tout autre antenne ou transmetteur.

This device complies with RSS 210 of Industry Canada. This Class A device meets all the requirements of the Canadian interference-causing equipment regulations.

Cet appareil numérique de la Classe A respecte toutes les exigences du Règlement sur le matériel brouilleur du Canada.

## Australia and New Zealand

**Warnings:** This is a Class A product. In a domestic environment this product may cause radio interference in which case the user may be required to take adequate measures.

## CE Marking

CE marking on this product represents the product is in compliance with all directives that are applicable to it.

## RoHS/WEEE Compliance Statement



## English

European Directive 2002/96/EC requires that the equipment bearing this symbol on the product and/or its packaging must not be disposed of with unsorted municipal waste. The symbol indicates that this product should be disposed of separately from regular household waste streams. It is your responsibility to dispose of this and other electric and electronic equipment via designated collection facilities appointed by the government or local authorities. Correct disposal and recycling will help prevent potential negative consequences to the environment and human health. For more detailed information about the disposal of your old equipment, please contact your local authorities, waste disposal service, or the shop where you purchased the product.

## Deutsch

Die Europäische Richtlinie 2002/96/EC verlangt, dass technische Ausrüstung, die direkt am Gerät und/oder an der Verpackung mit diesem Symbol versehen ist, nicht zusammen mit unsortiertem Gemeindeabfall entsorgt werden darf. Das Symbol weist darauf hin, dass das Produkt von regulärem Haushaltsmüll getrennt entsorgt werden sollte. Es liegt in Ihrer Verantwortung, dieses Gerät und andere elektrische und elektronische Geräte über die dafür zuständigen und von der Regierung oder örtlichen Behörden dazu bestimmten Sammelstellen zu entsorgen. Ordnungsgemäßes Entsorgen und Recyceln trägt dazu bei, potentielle negative Folgen für Umwelt und die menschliche Gesundheit zu vermeiden. Wenn Sie weitere Informationen zur Entsorgung Ihrer Altgeräte benötigen, wenden Sie sich bitte an die örtlichen Behörden oder städtischen Entsorgungsdienste oder an den Händler, bei dem Sie das Produkt erworben haben.

## Español

La Directiva 2002/96/CE de la UE exige que los equipos que lleven este símbolo en el propio aparato y/o en su embalaje no deben eliminarse junto con otros residuos urbanos no seleccionados. El símbolo indica que el producto en cuestión debe separarse de los residuos domésticos convencionales con vistas a su eliminación. Es responsabilidad suya desecha este y cualesquiera otros aparatos eléctricos y electrónicos a través de los puntos de recogida que ponen a su disposición el gobierno y las autoridades locales. Al desecha y reciclar correctamente estos aparatos estará contribuyendo a evitar posibles consecuencias negativas para el medio ambiente y la salud de las personas. Si desea obtener información más detallada sobre la eliminación segura de su aparato usado, consulte a las autoridades locales, al servicio de recogida y eliminación de residuos de su zona o pregunte en la tienda donde adquirió el producto.

## Français

La directive européenne 2002/96/CE exige que l'équipement sur lequel est apposé ce symbole sur le produit et/ou son emballage ne soit pas jeté avec les autres ordures ménagères. Ce symbole indique que le produit doit être éliminé dans un circuit distinct de celui pour les déchets des ménages. Il est de votre responsabilité de jeter ce matériel ainsi que tout autre matériel électrique ou électronique par les moyens de collecte indiqués par le gouvernement et les pouvoirs publics des collectivités territoriales. L'élimination et le recyclage en bonne et due forme ont pour but de lutter contre l'impact néfaste potentiel de ce type de produits sur l'environnement et la santé publique. Pour plus d'informations sur le mode d'élimination de votre ancien équipement, veuillez prendre contact avec les pouvoirs publics locaux, le service de traitement des déchets, ou l'endroit où vous avez acheté le produit.

## Italiano

La direttiva europea 2002/96/EC richiede che le apparecchiature contrassegnate con questo simbolo sul prodotto e/o sull'imballaggio non siano smaltite insieme ai rifiuti urbani non differenziati. Il simbolo indica che questo prodotto non deve essere smaltito insieme ai normali rifiuti domestici. È responsabilità del proprietario smaltire sia questi prodotti sia le altre apparecchiature elettriche ed elettroniche mediante le specifiche strutture di raccolta indicate dal governo o dagli enti pubblici locali. Il corretto smaltimento ed il riciclaggio aiuteranno a prevenire conseguenze potenzialmente negative per l'ambiente e per la salute dell'essere umano. Per ricevere informazioni più dettagliate circa lo smaltimento delle vecchie apparecchiature in Vostro possesso, Vi invitiamo a contattare gli enti pubblici di competenza, il servizio di smaltimento rifiuti o il negozio nel quale avete acquistato il prodotto.

## Note

Some countries, states and provinces do not allow exclusions of implied warranties or conditions, so the above exclusion may not apply to you. You may have other rights that vary from country to country, state to state, or province to province. Some countries, states and provinces do not allow the exclusion or limitation of liability for incidental or consequential damages, so the above limitation may not apply to you. EXCEPT TO THE EXTENT ALLOWED BY LOCAL LAW, THESE WARRANTY TERMS DO NOT EXCLUDE, RESTRICT OR MODIFY, AND ARE IN ADDITION TO, THE MANDATORY STATUTORY RIGHTS APPLICABLE TO THE LICENSE OF ANY SOFTWARE (EMBEDDED IN THE PRODUCT) TO YOU. The United Nations Convention on Contracts for the International Sale of Goods shall not apply to any transactions regarding the sale of the Products.

## Compliance

### FCC

Changes or modifications not expressly approved by the party responsible for compliance could void the user's authority to operate the equipment.

This device complies with Part 15 of the FCC Rules. Operation is subject to the following two conditions:

- This device may not cause harmful interference, and
- This device must accept any interference received, including interference that may cause undesired operation.

NOTE: This equipment has been tested and found to comply with the limits for a Class A digital device, pursuant to part 15 of the FCC Rules. These limits are designed to provide reasonable protection against harmful interference when the equipment is operated in a commercial environment. This equipment generates, uses, and can radiate radio frequency energy and, if not installed and used in accordance with the instruction manual, may cause harmful interference to radio communications. Operations of this equipment in a residential area is likely to cause harmful interference in which case the user will be required to correct the interference at his own expense.

