

# Quick Setup Guide - AirStation WHR-G125

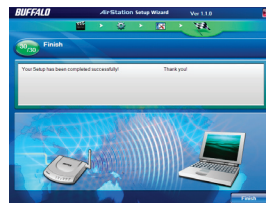
## Wireless AP Router with Bridging



### Package Contents


- WHR-G125 AirStation
- AC adapter
- CAT5 LAN cable
- Utility CD with Manual
- Quick Setup Guides
- Warranty Statement

Congratulations on your new purchase! To install the AirStation WHR-G125 Wireless Router and Access Point, insert the *AirNavigator for Routers and Access Points* CD in your computer and follow the steps shown. The program will step you through connecting your equipment and setting up your Internet connection.



For more detailed instructions, including directions for manual configuration, see the User Manual, located on the *AirNavigator for Routers and Access Points* CD.

# Connecting your AirStation



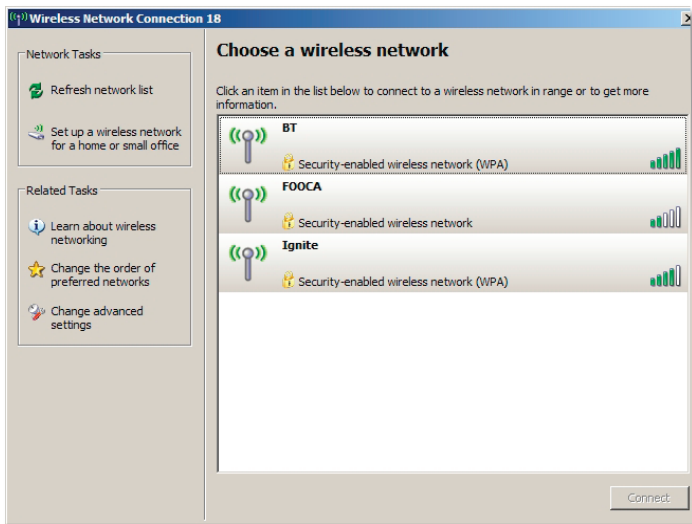


AOSS can connect your computers and other wireless clients to your network automatically. Use of AOSS is strictly optional! If your wireless client is built-in to your computer and doesn't have an AOSS button, you may install Buffalo Client Manager 3, which includes an AOSS button in the software.

To use AOSS:

- A. Push the AOSS button on the top of your router and hold it in for a few seconds. The AOSS light will begin to flash amber.
- B. Push the AOSS button on your client device and finish the connection.

For more on AOSS, see your user manual, located on the *AirNavigator for Router and Access Point CD*.



If a wireless client doesn't support AOSS, you'll have to configure it manually. Using the same SSID and encryption information that you entered during router configuration, enter the required credentials for each of your wireless clients. Consult your wireless client's documentation for instructions on configuring it to work with your new wireless network.

Congratulations! Your AirStation is installed. For advanced settings and more detailed information, consult the User Manual, located on your *AirNavigator for Routers and Access Points* CD.

### Contact Information:

Buffalo Technology (USA), Inc.  
4030 West Braker Lane, Suite 120  
Austin, TX 78759-5319

### General Inquiries:

Monday through Friday  
8:30am-5:30pm CST

**Direct:** 512-794-8533 | **Toll-free:** 800-456-9799 | **Fax:** 512-794-8520 | **Email:**  
*sales@buffalotech.com*

### Technical Support:

North American Technical Support by phone is available 24 hours a day, 7 days a week. (USA and Canada).

**Toll-free:** (866) 752-6210 | **Email:** *info@buffalotech.com*