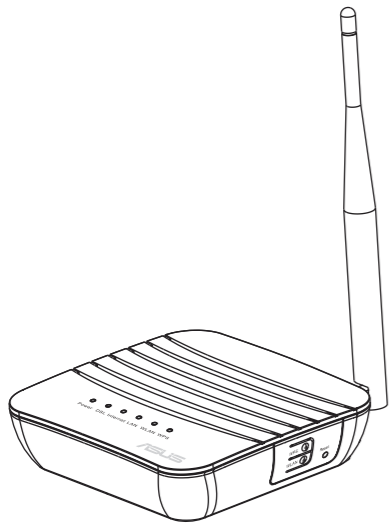




DSL-N10S

Wireless-N150 ADSL Modem Router

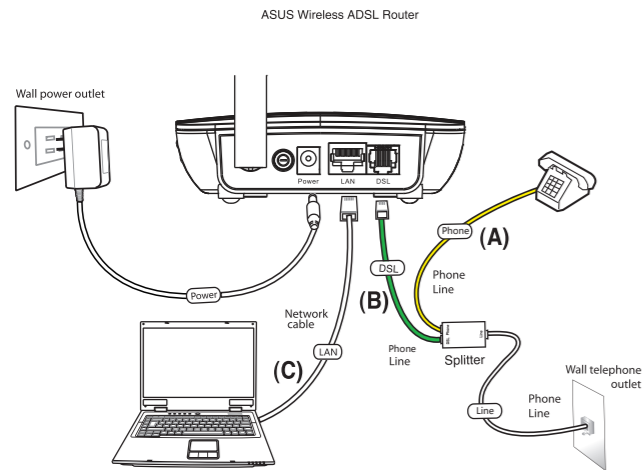


Quick Start Guide

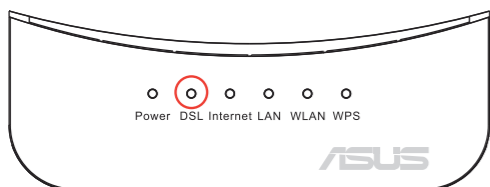


NOTE: For more details and advanced configuration instructions, refer to the user manual on the ASUS support site at: <http://support.asus.com>.

1. Connect your devices.



2. Before starting ADSL setting procedure, ensure that the ADSL indicator on DSL-N10S top panel become solid.



Setting up a Home Network

Notices

ASUS Recycling/Takeback Services

ASUS recycling and takeback programs come from our commitment to the highest standards for protecting our environment. We believe in providing solutions for you to be able to responsibly recycle our products, batteries, other components, as well as the packaging materials. Please go to <http://csr.asus.com/english/Takeback.htm> for the detailed recycling information in different regions.

REACH

Complying with the REACH (Registration, Evaluation, Authorisation, and Restriction of Chemicals) regulatory framework, we published the chemical substances in our products at ASUS REACH website at <http://csr.asus.com/english/REACH.htm>

Declaration of Conformity for R&TTE directive 1999/5/EC

Essential requirements – Article 3

Protection requirements for health and safety – Article 3.1a

Testing for electric safety according to EN 60950-1 has been conducted. These are considered relevant and sufficient.

Protection requirements for electromagnetic compatibility – Article 3.1b

Testing for electromagnetic compatibility according to EN 301 489-1 and EN 301 489-17 has been conducted. These are considered relevant and sufficient.

Effective use of the radio spectrum – Article 3.2

Testing for radio test suites according to EN 300 328- 2 has been conducted. These are considered relevant and sufficient.

CE Mark Warning

This is a Class B product, in a domestic environment, this product may cause radio interference, in which case the user may be required to take adequate measures.

Operation Channels: Ch1~11 for N. America, Ch1~14 Japan, Ch1~13 Europe (ETSI)

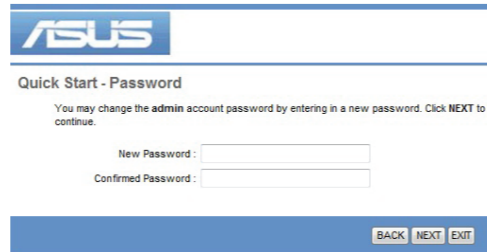
Networks Asia Pacific (APAC) Hotline Information

Area	Hotline Number	Working Hour	Working Day
Australia	1300-2787-88	9:00-21:00	Mon. to Sun.
EG	8002787349	9:00-18:00	Sun. to Thur.
India	1800-2090-365	9:00-21:00	Mon. to Sun.
Indonesia	0062-2129495000; 500128 (Local Indonesia only)	9:30-17:00 9:30-12:00	Mon. to Fri. Sat.
Japan	0800-123-2787 (free); 047-390-5630 (charge)	9:00-18:00 9:00-17:00	Mon. to Fri. Sat.
Korea	82-2-1566-6868	9:30-17:00	Mon. to Fri.
Malaysia	603-2053-5077	9:00-21:00	Mon. to Sun.
New Zealand	0800-278-788	9:00-18:00	Mon. to Fri.
Philippine	1800 1855 0163	9:00-18:00	Mon. to Fri.
Saudi Arabia	800-121-2787	9:00-18:00	Sat. to Wed.
Singapore	+65-6415-7917; +65-6720-3835 (Check Repair Detail Status Only)	11:00-19:00 11:00-13:00	Mon. to Fri. Sat.
South Africa	27-11-783-5450	9:00-17:00	Mon. to Fri.
Thailand	662-401-1717; 001-800-852-5201	8:30-20:30	Mon. to Fri.
Turkey	90-216-524-3000	9:00-18:00	Mon. to Fri.
UAE	+971-4-2958941	9:00-18:00	Sun. to Thur.
Vietnam	1900 55 55 81	08:00-12:00; 13:30-17:30	Mon. to Sat.



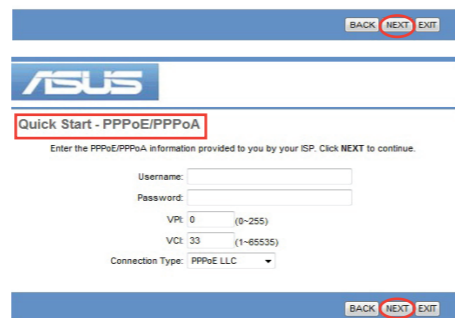
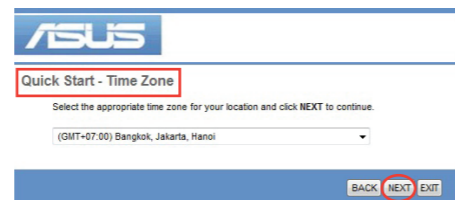
NOTE: For more information, visit the ASUS support site at: <http://support.asus.com>.

3. In your web browser, key in <http://192.168.1.1>. In the pop-up window, key in the user name and password (user name/password: admin/admin). The Quick Internet Setup (QIS) wizard appears.



NOTE: If the QIS web page does not appear after you launched the web browser, disable the proxy settings on the web browser.

4. In the Quick Internet Setup (QIS) steps 1 to 4, fill in the necessary information in each page and click *Next*.



5. In Step 5: Configuration Saving page, click *Finish* to save the configuration settings and complete the setup.



Manufacturer

ASUSTeK Computer Inc.

Tel: +886-2-2894-3447

Address: 4F, No. 150, LI-TE RD., PEITOU, TAIPEI 112, TAIWAN

Authorised representative in Europe

ASUS Computer GmbH

Address: HARKORT STR. 21-23, 40880 RATINGEN, GERMANY

Authorised distributors in Turkey

BOGAZICI BIL GISAYAR SAN. VE TIC. A.S.

Tel: +90 212 3311000

Address: AYAZAGA MAH. KEMERBURGAZ CAD. NO.10 AYAZAGA/ISTANBUL

CIZGI Elektronik San. Tic. Ltd. Sti.

Tel: 0090 2123567070

Address: CEMAL SURURI CD. HALIM MERIC IS MERKEZI No:15/C D: 5-6 34394

MECIDIYEKOY/ISTANBUL

AEEE Yönetmeliğine Uygundur.